

Hi! Thank you for visiting [1+1+1=1](#) and finding a resource you'd like to use! Please feel free to use these files for your own personal use. I provide them free of charge to bless others!

If you want to share, you may share these forms with others by sharing a link to my blog or to the page that hosts these files. Please do not link directly to just the PDF files (the link you are at now).

It is my prayer that others are blessed through my blog and any files I share!!!

~If you ever notice a typo, please let me know, a few slip by me now and then and I certainly want to fix them!

God Bless,


Carisa

This file was updated to include new images and activities in January 2012. The original file is still available also at the link below.

Visit the [Very Hungry Caterpillar webpage](#)


for more links and ideas!

pink



watermelon

green




pickle

brown



cake

red




apple

purple




plum

orange





orange

Draw a line to match the correct halves! You could also cut these out to play a memory/matching game!





red

plum




purple

cake





orange

pickle





brown

apple




green

watermelon



pink

orange



Print and cut apart puzzle pieces. Leave the numbers on so your child can practice numbering from 1-10 or cut them off and let him have fun figuring out the puzzle!

From Caterpillar to Butterfly !

1

2

3

4

5


6

7

8

9

10



3 Part Cards

3 part cards are also called Nomenclature cards. You can see specific instructions for using them [here on the Montessori Print Shop site](#) (scroll to the bottom to see the PDF download for 3 Part Cards).

Here is how we use them, with our [mini pocket chart](#)...



You can find more Nomenclature printables on my [Montessori Printables](#) webpage!



caterpillar




cocoon




apple



chocolate cake



watermelon




pear



plum



Swiss cheese



orange



cherry pie



cupcake



lollipop



ice cream cone



salami



pickle



sausage



green leaf



butterfly



caterpillar




cocoon




apple



chocolate cake



watermelon




pear



plum



Swiss cheese



orange



cherry pie



cupcake



lollipop



ice cream cone



salami



pickle



sausage

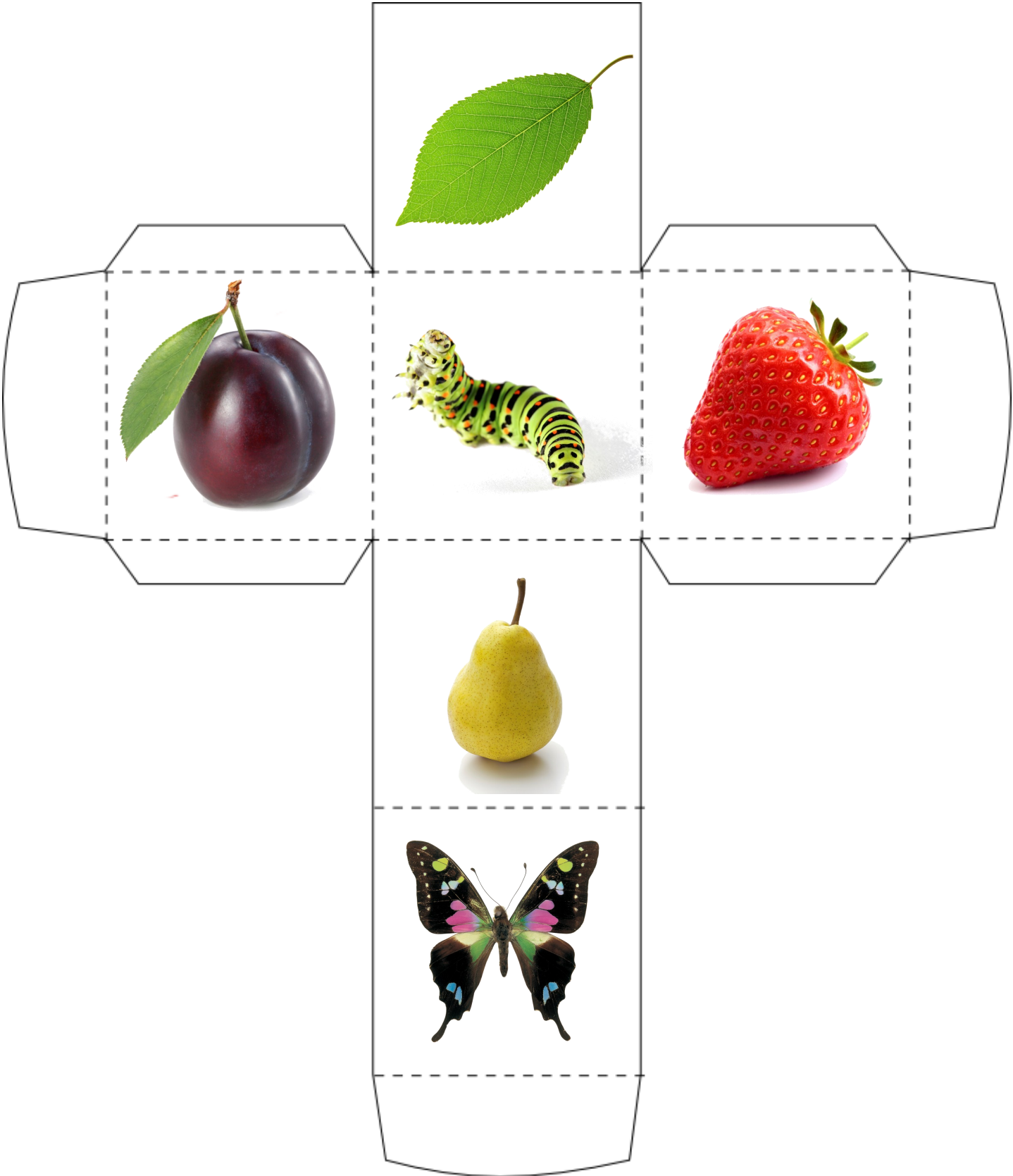


green leaf









butterfly

Cut out the dice template below, fold on the dotted lines and tape/glue together to make dice. Have your child roll the dice and then fill in a square of the graphic that was rolled until one of the colors reaches 10!









Very Hungry Caterpillar Graphing





10						
9						
8						
7						
6						
5						
4						
3						
2						
1						
						

Very Hungry Caterpillar

Graphing

5						
4						
3						
2						
1						
						

Can you help the caterpillar get to some food?



Read & Write the House...

Print the image/word cards and cut apart.

Tape these around the schoolroom or school area in your home.

Give your child a clipboard, and a pencil and have him/her go around and find the words and record them on either the tracing sheet (younger kids) or on the blank lines (older kids).

For fun, allow your child to use funny glasses, a [fun word pointer](#), and a special pen or pencil!. You could even slip the recording sheet into the [Crayola Dry Erase Center](#) and have your child use that to write on with a dry erase marker!




See our blog post about [Read & Write the Room here](#).




caterpillar



cocoon




apple



pear




plum



watermelon



chocolate cake



orange



Swiss cheese



cherry pie



cupcake



lollipop



salami



ice cream cone



pickle



sausage



leaf



butterfly



caterpillar



cocoon




apple



pear




plum



watermelon



chocolate cake



orange



Swiss cheese



cherry pie



cupcake



lollipop



salami



ice cream cone



pickle



s a u s a g e



l e a f



b u t t e r f l y











