


# Spring Fairies Preschool Pack

from [1+1+1=1](#)



[Digital Easy Reader...](#)



Please see [terms of use here](#).



# Tracing Shapes






F f





fairly






Lily




Lily






Lily



F f




Fairy




# Cutting Fun

Adult: cut on the solid line to make cutting strips, then have your child cut on the dotted lines.



# Gluing Fun

Use the ponies you cut out on the previous page to match and glue on this page!



1

2

3

4

5




6

7

8

9

10





Follow the letter **Ff** to connect the fairy to her house!

f	q	w	E	R	t	y	U
F	f	F	i	o	p	a	s
d	g	F	f	h	J	k	L
Y	i	o	F	t	Z	x	M
a	l	h	f	w	q	c	n
S	u	K	F	f	F	V	b
c	x	t	r	e	F	f	F





# Count from 1-20


Be careful to ignore all of the letters and only find the numbers!


l	2	b	v	K	i	x	P
A	3	G	h	12	13	14	15
R	4	q	h	ll	n	w	16
s	5	6	Z	10	m	J	17
d	t	7	8	9	z	K	18
F	y	ı	I	c	l	M	19
a	E	D	o	V	p	b	20





Cut these out and  
help your child  
count 1-7  
to work on 1:1  
correspondence on  
the previous page







5







4

3

2

1



										
										
										
										
										
										
10	9	8	7	6	5	4	3	2	1	

Where is the Fairy?



Staple Here



The fairy is on the mushroom.



The fairy is in front of the house.



The fairy is under the mushroom.

Staple Here



The fairy is above the mushrooms.



The fairy is next to the butterfly.



The fairy is behind the flower.



The fairy is between the butterflies.

Cut and sort!

Fairies Wearing a **YELLOW** Dress



Fairies Wearing a **PINK** Dress



Which one is DIFFERENT?

