




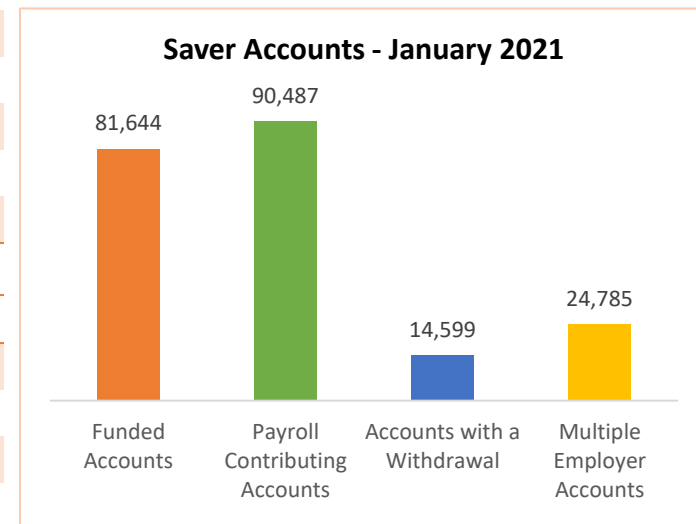
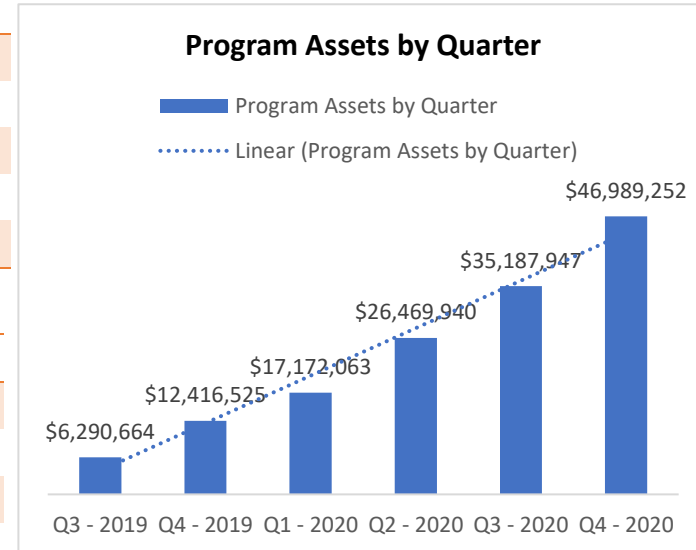
Monthly Dashboard* – January 2021



 Program	Current	Dec. 2020	Change
• Total Assets	\$48,803,339.13	\$46,989,251.70	\$1,814,087.43
• Total Contributions	\$48,629,681.02	\$45,869,271.31	\$2,760,409.71
• Total Withdrawals	(\$6,896,037.58)	(\$6,185,084.32)	\$710,953.26
• Monthly Contributions Amount (Past 30 Days)	\$2,760,409.71	\$2,941,276.31	(\$180,866.60)
• Monthly Withdrawals Amount (Past 30 Days)	(\$710,953.26)	(\$583,984.65)	\$126,968.61

 Saver	Current	Dec. 2020	Change
• Total Funded Accounts	81,644	79,837	1,807
• Total Payroll Contributing Accounts	90,487	87,868	2,619
• Accounts with a Withdrawal	14,599	13,630	969
• Multiple Employer Accounts	24,785	23,814	971
• Max Contribution Accounts	2	116	(114) ¹
• Average Monthly Contribution Amount	\$93.96	\$96.60	(\$2.64)
• Average Deferral Rate (Funded Accounts)	5.02%	5.01%	0.01%
• Average Funded Account Balance	\$597.76	\$588.56	\$9.20
• Effective Opt-Out Rate	35.57%	35.99%	(0.42%)

 Employer	Current	Dec. 2020	Change
• Total Registered	6,096	6,087	9
• Total Added Employee Data	3,985	3,959	26
• Total Submitting Payroll Deductions	2,763	2,705	58
• Total Exempted Employers	11,041	11,024	17



¹ The decrease was due to the reset of annual contribution limit.

*Data as of January 31, 2021